

DYAL SINGH EVENING COLLEGE, LODI ROAD, NEW DELHI
BALANCE SHEET AS AT 31ST MARCH,2016

(AMOUNT-RS.)

SOURCES OF FUNDS	Schedule	Current Year	Previous Year
CORPUS/CAPITAL FUND	1	11,426,404.00	14,840,830.00
DESIGNATED/ EARMARKED/ ENDOWMENT FUNDS	2	28,257,804.00	22,068,943.00
CURRENT LIABILITIES & PROVISIONS	3	101,898,537.00	122,202,428.00
TOTAL		141,582,745.00	159,112,201.00

APPLICATION OF FUNDS	Schedule	Current Year	Previous Year
FIXED ASSETS	4		
Tangible Assets		2,564,482.00	2,023,409.00
Intangible Assets		-	-
Capital Works-in-Progress		-	-
INVESTMENT FROM EARMARKED / ENDOWMENT FUNDS	5		
Long term		-	-
Short Term		1,747,720.00	1,612,541.00
INVESTMENTS – OTHERS	6	13,665,048.00	13,505,536.00
CURRENT ASSETS	7	119,949,737.00	139,495,875.00
LOANS, ADVANCES & DEPOSITS	8	3,655,758.00	2,474,840.00
TOTAL		141,582,745.00	159,112,201.00

SIGNIFICANT ACCOUNTING POLICIES	23
CONTINGENT LIABILITIES AND NOTES TO ACCOUNTS	24


S.O. ACCOUNTS


A.O.


BURSAR


PRINCIPAL


TREASURER

DYAL SINGH EVENING COLLEGE , LODI ROAD, NEW DELHI
INCOME AND EXPENDITURE FOR THE YEAR ENDED 31ST MARCH,2016

(AMOUNT-RS.)

Particulars	Schedule	Current Year	Previous Year
INCOME			
Academic Receipts	9	2,365,465.00	2,718,245.00
Grants / Subsidies	10	122,998,760.00	143,835,000.00
Income from investments	11	319,836.00	-
Interest earned	12	2,885,945.00	1,649,259.00
Other Income	13	279,858.00	246,810.00
Prior Period Income	14	-	-
TOTAL (A)		128,849,864.00	148,449,314.00
EXPENDITURE			
Staff Payments & Benefits (Establishment expenses)	15	126,002,224.00	125,915,850.00
Academic Expenses	16	1,065,476.00	1,209,239.00
Administrative and General Expenses	17	5,735,352.00	4,413,975.00
Transportation Expenses	18	-	-
Repair & Maintenance	19	2,311.00	-
Finance costs	20	-	-
Depreciation	4	241,567.00	317,537.00
Other Expenses	21	-	-
Prior Period Expenses	22	-	-
TOTAL (B)		133,046,930.00	131,856,601.00
Balance being excess of Income over Expenditure (A-B)		(4,197,066.00)	16,592,713.00
Transfer to / from Designated Fund			
Building fund		-	-
Others (specify)		-	-
Balance Being Surplus / (Deficit) Carried to Capital Fund		(4,197,066.00)	16,592,713.00


SIGNIFICANT ACCOUNTING POLICIES


23

CONTINGENT LIABILITIES AND NOTES TO ACCOUNTS

24


S.O. ACCOUNTS


A.O.


BURSAR


PRINCIPAL


TREASURER

DYAL SINGH EVENING COLLEGE, LODI ROAD, NEW DELHI
BALANCE SHEET AS AT 31ST MARCH,2016

SCHEDULE - 1 CORPUS/CAPITAL FUND

Particulars	Current Year	Previous year
Balance at the beginning of the year	14,840,830.00	(2,800,741.00)
Add: Contributions towards Corpus/Capital Fund	782,640.00	1,048,858.00
Add: Grants from UGC, Government of India and State Government to the extent utilized for capital expenditure	-	-
Add: Assets Purchased out of Earmarked Funds	-	-
Add: Assets Purchased out of Sponsored Projects, where ownership vests in the institution	-	-
Add: Assets Donated/Gifts Received	-	-
Add: Other Additions	-	-
Add: Excess of Income over expenditure transferred from the Income & Expenditure Accounts	-	-
Total	15,623,470.00	(1,751,883.00)
(Deduct) Deficit transferred from the Income & Expenditure Account	(4,197,066.00)	16,592,713.00
Balance at the year end	11,426,404.00	14,840,830.00


S.O. ACCOUNTS


A.O.


BURSAR


PRINCIPAL


TREASURER

DYAL SINGH EVENING COLLEGE , LODI ROAD, NEW DELHI
BALANCE SHEET AS AT 31ST MARCH,2016

SCHEDULE 2- DESIGNATED/ FARMARKED/ ENDOWMENT FUNDS

(AMOUNT-RS.)

PARTICULARS				TOTAL	
	DEVELOPMENT FUND	NEW PROJECT FUND	STUDENT MEDICAL WELFARE FUND	CURRENT YEAR	PREVIOUS YEAR
A.					
a) OPENING BALANCE	4,244,145.00	17,806,782.00	18,016.00	22,068,943.00	17,513,847.00
b) ADDITION DURING THE YEAR					
c) INCOME FROM INVESTMENTS					
MADE OF THE FUNDS	190,061.00			190,061.00	244,996.00
d) ACCRUED INTEREST ON INVESTMENT/ ADVANCES				-	
e) INTEREST ON SAVINGS BANK ACCOUNT				-	
f) OTHER ADDITIONS:-				-	
OWN CONTRIBUTION				-	
FEES	503,200.00	5,495,600.00		5,998,800.00	6,810,100.00
TOTAL (A)	4,937,406.00	23,302,382.00	18,016.00	28,257,804.00	24,568,943.00
B.					
UTILISATION/ EXPENDITURE					
TOWARDS OBJECTIVE OF FUNDS					
I. CAPITAL EXPENDITURE				-	-
II. REVENUE EXPENDITURE				-	2,500,000.00
TOTAL (B)	-	-	-	-	2,500,000.00
CLOSING BALANCE AT THE YEAR END (A-B)	4,937,406.00	23,302,382.00	18,016.00	28,257,804.00	22,068,943.00

Represented by

Cash And Bank Balances	3,039,616	23,302,382	18,016	26,380,014	20,361,214
Investments	1,747,720			1,747,720	1,612,541
Interest accrued but not due	150,070			150,070	95,188
Total	4,937,406	23,302,382	18,016	28,257,804	22,068,943


S.O. ACCOUNTS


A.O.


BURSAR

Page 4 of 54


PRINCIPAL


TREASURER

DYAL SINGH EVENING COLLEGE , LODI ROAD, NEW DELHI
BALANCE SHEET AS AT 31ST MARCH,2016

SCHEDULE 2A
 ENDOWMENT FUNDS

1. Sr. No.	2. Name of the Endowment	Opening Balance		Additions during the Year		Total		9 Expenditure on the object during the year	Closing Balance		Total (10+11)
		3. Endowment	4. Accumulated Interest	5. Endowment	6. Interest	7. Endowment (3+5)	8. Accumulated Interest (4+6)		10. Endowment	11. Accumulated Interest	
		NOT APPLICABLE									
	Total	-	-	-	-	-	-	-	-	-	-


 S.O. ACCOUNTS


 A.O.


 BURSAR


 PRINCIPAL


 TREASURER

DYAL SINGH EVENING COLLEGE, LODI ROAD, NEW DELHI
BALANCE SHEET AS AT 31ST MARCH,2016

SCHEDULE 3- CURRENT LIABILITIES & PROVISIONS

	Current year	Previous Year
A. CURRENT LIABILITIES		
1. Deposits from staff	-	-
2. Deposits from students	-	-
3. Sundry Creditors		
a) For Goods & Services	-	-
b) Others	339,050.00	336,911.00
4. Deposit-others (including EMD,Security Deposit)	-	-
5. Statutory Liabilities (GPF,TDS,WC TAX,CPF,GIS,NPS)		
a) Overdue	-	-
b) Others	-	-
6. Other Current Liabilities		
a) Salaries	-	-
b) Receipts against sponsored projects	-	-
c) Receipts against sponsored fellowships & scholarships	-	-
d) Unutilised Grants	81,197,744.00	104,863,341.00
e) Grants in advance	-	-
f) Other funds- misc	8,349,676.00	7,296,614.00
g) Other liabilities		
1. Security	3,949,250.00	4,230,250.00
2. Interest Receivable On Security Investments	5,881,091.00	5,131,564.00
3. Interest on Security on Saving Fund Account	466,896.00	343,748.00
4. University Examination Fee	1,608,830.00	-
5. Ex- Student Enrolment Fee	106,000.00	-
Total(A)	101,898,537.00	122,202,428.00
B. PROVISIONS		
1. For Taxation	-	-
2. Gratuity	-	-
3. Superannuation Pension	-	-
4. Accumulated Leave Encashment	-	-
5. Trade Warranties/Claims	-	-
6. Others (Specify)	-	-
Total(B)	-	-
Total(A+B)	101,898,537.00	122,202,428.00


S.O. ACCOUNTS


A.O.


BURSAR


PRINCIPAL


TREASURER

DYAL SINGH EVENING COLLEGE, LODI ROAD, NEW DELHI
BALANCE SHEET AS AT 31ST MARCH,2016

SCHEDULE - 3 (a) SPONSORED PROJECTS

1 Sr. No.	2 Name of the Project	Opening Balance		5 Receipts/ Recoveries during the year.	6 Total	7 Expenditure during the year	Closing Balance	
		3 Credit	4 Debit				8 Credit	9 Debit
		NIL						
	Total							


S.O. ACCOUNTS




BURSAR


PRINCIPAL


TREASURER

DYAL SINGH EVENING COLLEGE, LODI ROAD, NEW DELHI
BALANCE SHEET AS AT 31ST MARCH,2016

SCHEDULE 3(b) SPONSORED FELLOWSHIPS AND SCHOLARSHIPS

Sr No.	Name of Sponser	Opening Balance As on 01.04.2014		Transactions During the year		Closing Balance As On 31.03.2015		
				5	6	7	8	
1	2	3	4	5	6	7	8	
		CR.	DR.	CR.	DR.	CR.	DR.	
1	University Grants Commission	NIL						
2	Ministry.....							
3	Others (Specify individually)							
	Total							


S.O. ACCOUNTS


A.O.


BURSAR


PRINCIPAL


TREASURER

DYAL SINGH EVENING COLLEGE, LODI ROAD, NEW DELHI

BALANCE SHEET AS AT 31ST MARCH,2016


SCHEDULE: 3(c) UNUTILISED GRANTS FROM UGC, GOVERNMENT OF INDIA AND STATE GOVERNMENTS

Amount in Rupees

	Current Year	Previous Year
A. Plan grants: Government of India		
Balance B/F	-	-
Add: Receipts during the year	-	-
Total(a)	-	-
Less: Refunds	-	-
Less: Utilized for Revenue Expenditure	-	-
Less: Utilized for capital Expenditure	-	-
Total(b)	-	-
Unutilized carried forward (a-b)	-	-
B. UGC grants: Plan		
Balance b/f	2,714,000.00	2,714,000.00
Add: Receipts during the year		
Total (c)	2,714,000.00	2,714,000.00
Less: Refunds	-	-
Less: Utilized for Revenue Expenditure	-	-
Less: Utilized for capital Expenditure	-	-
Total(d)	-	-
Unutilized carried forward (c-d)	2,714,000.00	2,714,000.00


S.O. ACCOUNTS


HAO.


BURSAR


PRINCIPAL


TREASURER

DYAL SINGH EVENING COLLEGE, LODI ROAD, NEW DELHI
BALANCE SHEET AS AT 31ST MARCH,2016

C. UGC Grants Non Plan	Current Year	Previous Year
Balance B/F	-	
Receipts during the year	122,998,760.00	143,835,000.00
Total (e)	122,998,760.00	143,835,000.00
Less: Refunds	-	-
Less: Utilised for Revenue Expenditure	122,216,120.00	142,786,142.00
Less: Utilised for Capital Expenditure	782,640.00	1,048,858.00
Total (f)	122,998,760.00	143,835,000.00
Unutilised carried forward (e-f)	-	-
D. Grants from State Govt./UNI.	-	-
Balance B/F	102,149,341.00	91,738,251.00
Add: Receipts during the year	6,343,520.00	10,411,090.00
Total (g)	108,492,861.00	102,149,341.00
Less: Utilized for Revenue Expenditure	30,009,117.00	-
Less: Utilized for Capital Expenditure	-	-
Total (h)	30,009,117.00	-
Unutilized carried forward (g-h)	78,483,744.00	102,149,341.00
* Grand Total (A+B+C+D)	81,197,744.00	104,863,341.00


S.O. ACCOUNTS


A.O.


BURSAR


PRINCIPAL


TREASURER

DYAL SINGH EVENING COLLEGE, LODI ROAD, NEW DELHI
BALANCE SHEET AS AT 31ST MARCH,2016

SCHEDULE 4 FIXED ASSETS

Amount in Rupees

S.No.	Assets Heads	Gross Block				Depreciation for the Year-2015-16				Net Block	
		Op. Balance 01.04.2015	Additions	Deductions	Cl Balance	Dep. Opening Balance	Depreciation for the Year	Deduction/ Adjustment	Total Depreciation	31.03.2015	31.03.2016
1	Land	-			-	-			-	-	-
2	Site Development	-			-	-			-	-	-
3	Buildings	-			-	-			-	-	-
4	Roads & Bridges	-			-	-			-	-	-
5	Tubewells & Water Supply	-			-	-			-	-	-
6	Sewerage & Drainage	-			-	-			-	-	-
7	Electrical Installation and equipment	33,268.00			33,268.00	33,238.00			33,238.00	30.00	30.00
8	Plant & Machinery	339,850.00			339,850.00	235,262.00	12,742.00		248,004.00	104,588.00	91,846.00
9	Scientific & Laboratory Equipment	-			-	-			-	-	-
10	Office Equipment	359,099.00			359,099.00	355,804.00	3,264.00		359,068.00	3,295.00	31.00
11	Audio Visual Equipment	46,021.00			46,021.00	44,663.00	884.00		45,547.00	1,358.00	474.00
12	Computers & Peripherals	1,974,050.00			1,974,050.00	1,874,659.00	36,737.00		1,911,396.00	99,391.00	62,654.00
13	Furniture, Fixtures & Fittings	735,997.00			735,997.00	654,423.00	3,835.00		658,258.00	81,574.00	77,739.00
14	Vehicles	-			-	-			-	-	-
15	Lib. Books & Scientific Journals	8,420,981.00	782,640.00		9,203,621.00	6,687,808.00	184,105.00		6,871,913.00	1,733,173.00	2,331,708.00
16	Small Value Assets				-	-			-	-	-
Total (A)		11,909,266.00	782,640.00	-	12,691,906.00	9,885,857.00	241,567.00	-	10,127,424.00	2,023,409.00	2,564,482.00
17	Capital Work in Progress (B)	-	-	-	-	-	-	-	-	-	-
S.No.	Intangible Assets	Op. Balance 01.04.2015	Additions	Deductions	Cl. Balance	Dep. Opening Balance	Amortization for the Year	Deductions/ Adjustments	Total Amortization / Adjustments	31.03.2015	31.03.2016
18	Computer Software	-	-	-	-	-	-	-	-	-	-
19	E-journals	-	-	-	-	-	-	-	-	-	-
20	Patents	-	-	-	-	-	-	-	-	-	-
Total (C)		-	-	-	-	-	-	-	-	-	-
Grand Total (A+B+C)		11,909,266.00	782,640.00	-	12,691,906.00	9,885,857.00	241,567.00	-	10,127,424.00	2,023,409.00	2,564,482.00


S.O. ACCOUNTS


H.O.


BURSAR


PRINCIPAL


TREASURER

DYAL SINGH EVENING COLLEGE, LODI ROAD, NEW DELHI

BALANCE SHEET AS AT 31ST MARCH,2016

SCHEDULE 4A PLAN

Amount in Rupees

S.No.	Assets Heads	Gross Block				Depreciation for the Year 2015-16				Net Block	
		Op. Balance 01.04.2015	Additions	Deductions	Cl Balance	Dep. Opening Balance	Depreciation for the Year	Deduction/ Adjustment	Total Depreciation	31.03. 2015	31.03.2016
1	Land										
2	Site Development										
3	Buildings										
4	Roads & Bridges										
5	Tubewells & Water Supply										
6	Sewerage & Drainage										
7	Electrical Installation and equipment	1,308.00			1,308.00	1,306.00			1,306.00	2.00	2.00
8	Plant & Machinery	97,148.00			97,148.00	92,340.00	2,402.00		94,742.00	4,808.00	2,406.00
9	Scientific & Laboratory Equipment										
10	Office Equipment	345,810.00			345,810.00	342,518.00	3,264.00		345,782.00	3,292.00	28.00
11	Audio Visual Equipment	19,437.00			19,437.00	19,435.00			19,435.00	2.00	2.00
12	Computers & Peripherals	320,636.00			320,636.00	320,626.00			320,626.00	10.00	10.00
13	Furniture, Fixtures & Fittings	66,646.00			66,646.00	66,620.00			66,620.00	26.00	26.00
14	Vehicles										
15	Lib. Books & Scientific Journals	426,275.00			426,275.00	426,275.00	-		426,275.00	-	-
16	Small Value Assets										
Total (A)		1,277,260.00	-	-	1,277,260.00	1,269,120.00	5,666.00	-	1,274,786.00	8,140.00	2,474.00
17	Capital Work in Progress (B)										
S.No.	Intangible Assets	Op. Balance 01.04.2015	Additions	Deductions	Cl. Balance	Dep. Opening Balance	Amortization for the Year	Deductions/ Adjustments	Total Amortization/ Adjustments	31.03.2015	31.03.2016
18	Computer Software	-									
19	E-journals	-									
20	Patents	-									
Total (C)		-									
Grand Total (A+B+C)		1,277,260.00	-	-	1,277,260.00	1,269,120.00	5,666.00	-	1,274,786.00	8,140.00	2,474.00


S.O. ACCOUNTS


A.O.


BURSAR
Page 12 of 54


PRINCIPAL


TREASURER

